

# LabCorp Appointment Instructions

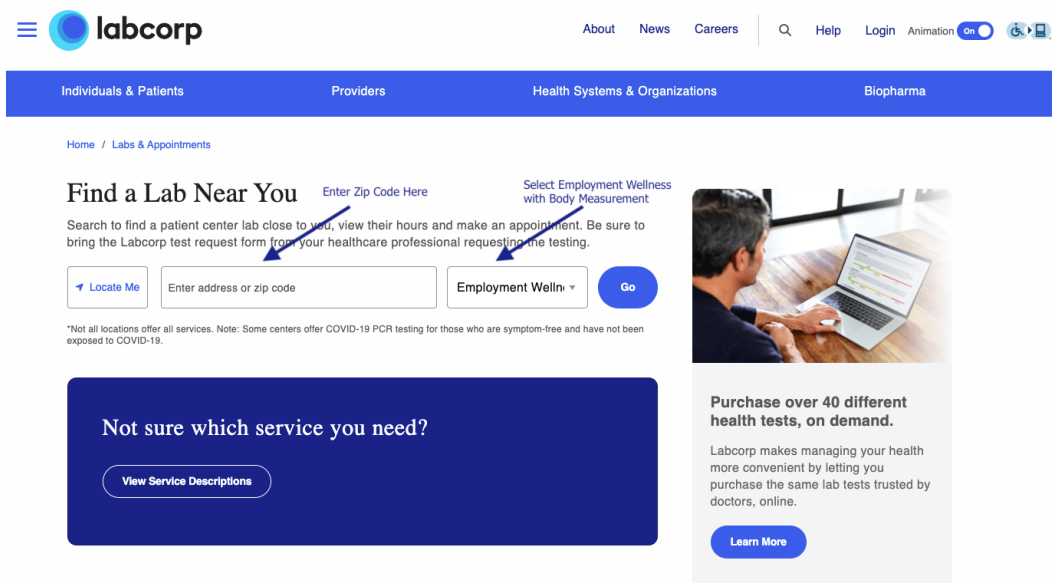


All LabCorp locations offer online appointment scheduling. Appointments are encouraged, but not required. Same day appointments are available and can be made up to two hours prior to arrival. Walk-in patients are allowed but wait times may vary.

## Schedule your Appointment:

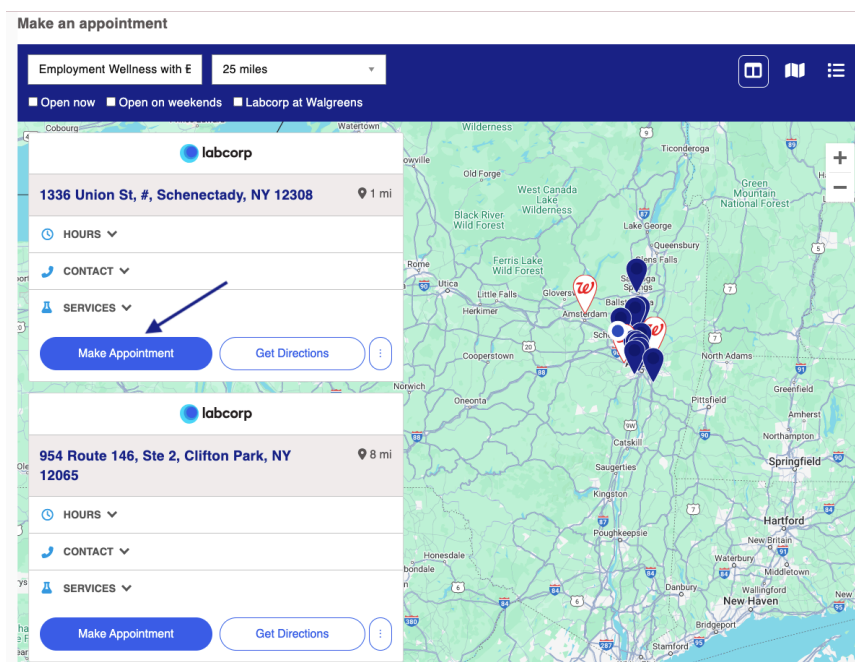
### Step 1:

- Visit <https://www.labcorp.com/labs-and-appointments>.
- Enter your ZIP code to search for the closest lab.
- Select **'Employment Wellness with Body Measurement'** under the service dropdown.



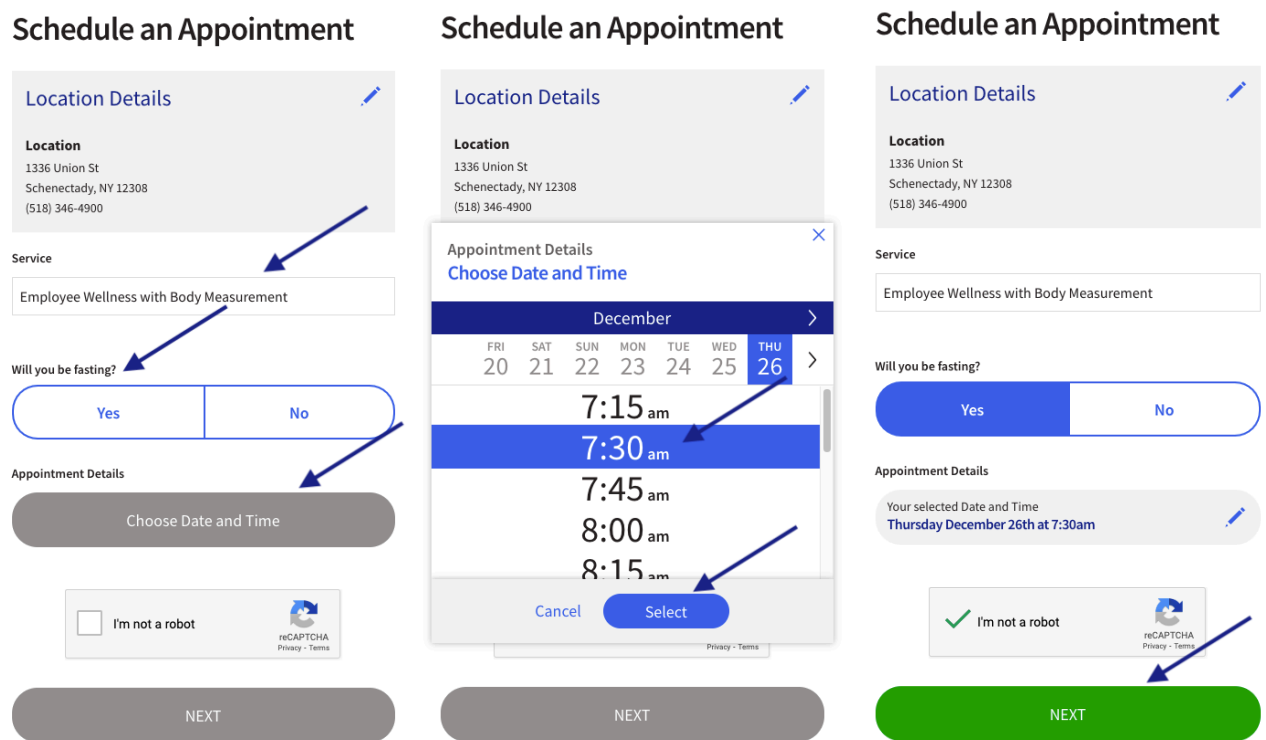
### Step 2:

- Choose your preferred location and click 'Make Appointment'.



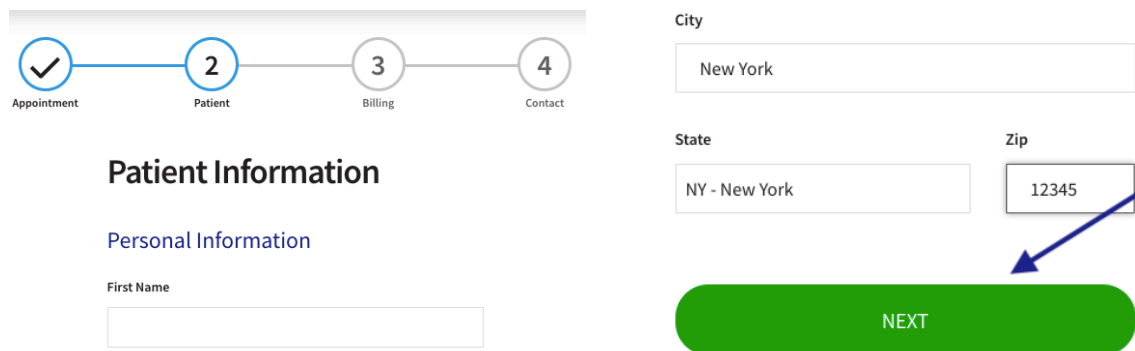
Step 3:

- In the Appointment Tool, ensure 'Employee Wellness with Body Measurement' is selected.
- Answer the fasting question.
- Click 'Choose Date and Time' and then select a specific date and time.
- Click 'Next'.



Step 4:

- Enter your Patient Information and click 'Next'.



Step 5:

- Under Financial Details select **'I have already paid or someone else is responsible'** and click 'Next'.
  - There is no out of pocket cost for utilizing the LabCorp Program.



## Financial Details

How will this visit be covered?

- I'm using primary health coverage only.**  
This includes private insurance, Medicare, Medicaid, and Military.
- I'm using primary and secondary/supplemental coverage.**  
This includes private insurance, Medicare, Medicaid, and Military.
- I am paying out of pocket today.**  
We'll discuss payment options during your visit.
- I have already paid or someone else is responsible.**  
This includes pre-paid services (e.g., Labcorp OnDemand), drug screens, wellness visits, or services billed to my physician.

**NEXT**

Step 6:

- Enter your Contact Information and click 'Next'.



## Contact Information

We need this information in case we need to contact you regarding your health.

Email address (Required)

test@test.com

Phone (mobile preferred)

402-714-4735

- By checking this box, you agree that Labcorp may send you recurring informational messages regarding your lab services. You can reply STOP anytime to cancel future texts or HELP if you need assistance. Message and data rates may apply. Text message frequency will vary. For more information, view our [Terms & Conditions](#) and [Privacy Policy](#).

**NEXT**

Step 7:

- Review all submitted information and click 'Create Appointment'.

Please review your information:

Lab Selected

1336 Union St  
Schenectady, NY 12308

Phone number  
(518) 346-4900

Contact Information

Phone  
402-714-4733

Email  
test@test.com



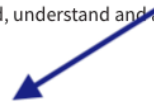
Appointment Details

Reason for visiting  
Employee Wellness with Body Measurement

Will you be fasting?  
Yes

Date and Time  
Thursday December 26th, 2024 at 7:30am

By clicking **Create Appointment**, you confirm that you have read, understand and agree to the [Labcorp Terms & Conditions](#) and [Privacy Policy](#).



Create Appointment

Step 8:

- A confirmation screen will display and you'll receive a confirmation email and/or text.

Your appointment is confirmed.

Your appointment is scheduled for Thursday, December 26, 2024 at 7:30am.

When you arrive for your visit, we have two easy ways to check in!

1. Scan this QR code at the Express tablet to quickly check in for your visit.



2. Or, take advantage of our "Wait Where You're Comfortable" program. Once onsite, click the button below to check-in from your mobile device and wait in your vehicle or other nearby location. We will text you when we're ready to see you.

I am here and ready for service.

Mobile Check-in will be available Thursday, December 26, 2024 at 7:00am.

Please arrive 15 mins before your visit.

Appointment Details

Name  
Test Test

Preferred First Name

Lab Address  
1336 Union St , Schenectady, NY 12308

Lab Phone  
(518) 346-4900

Date and Time  
Thursday December 26, 2024 at 7:30am

Reason for visiting  
Employee Wellness with Body Measurement

Appointment Confirmation Number  
2067147355

[Modify or cancel this appointment](#)

Step 9:

- Follow the instructions to check in for your appointment and be sure to bring your LabCorp Screening Voucher and photo ID to your appointment.